

## UNITED NATIONS DEVELOPMENT PROGRAMME

PROJECT DOCUMENT ADDENDUM

**Project Title:** Country Entrepreneurship for Distributed Renewables Opportunities (CEDRO 5).

**Award Number:** 00120029

**Project Number:** 00118152

**Implementing Partner:** UNDP (DIM)

**Start Date:** 15 November 2019

**End Date:** 14 November 2024

#### Brief Description

The CEDRO 5 project on the one hand, aims at assisting the Government of Lebanon to reach its Nationally Determined Contribution (NDC) targets for Renewable Energy and Energy Efficiency (RE/EE). On the other, it aims at assisting Lebanon in fostering growth for Small and Medium Enterprises (SMEs) and creating jobs from the momentum of existing value chains in RE/EE and creating new momentum in new RE/EE value chains. Technology transfer is done through the pilot projects – in both industrial and commercial sectors – demonstrating and disseminating different technologies / solutions in Lebanese context to support their commercial uptake, thereby creation of new jobs. All of which will be framed under the umbrella of one activity focused on fostering an innovation and entrepreneurship environment dedicated to find creative solutions to the energy sector, create new markets/value chains and attract strong buy-in from the existing energy SMEs.

This project document is elaborated to implement the agreement signed between the EU and UNDP (contract reference: ENI/2019/409-742) signed in November 2019, and its addendums 1 and 2 signed in March 2021 and March 2022 respectively.

Late 2020 UNDP Lebanon Country Office mobilised additional resources from KfW in response to the COVID-19 crisis. The interventions related to renewable energy/energy efficiency and solid waste are added to CEDRO 5 project within new activities 5 and 6.

#### Contributing Outcome:




**UNSF Outcome 3.1** Environmental Governance Improved.

**CPD Outcome 4.1** Low emission climate resilient actions initiated, **Indicator 4.1.2** Amount of energy saved from the implementation of decentralised and/or small scale mitigation projects.

**Indicative Output(s)** with gender marker: Improved Lebanon's energy security through the support to the country's energy efficiency (EE) and renewable energy (RE) Intended Nationally Determined Contribution (INDC) targets while creating new employment opportunities and increasing women employment in the EE&RE sectors.– **GEN 2**

<b>Total resources required:</b>	USD 14,182,521.36	
<b>Total resources allocated:</b>	<b>EU:</b>	USD 6,658,964
	<b>KfW:</b>	USD 5,441,404.36
<b>To be mobilised from Private Sector:</b>	USD 2,082,153	

Agreed by:

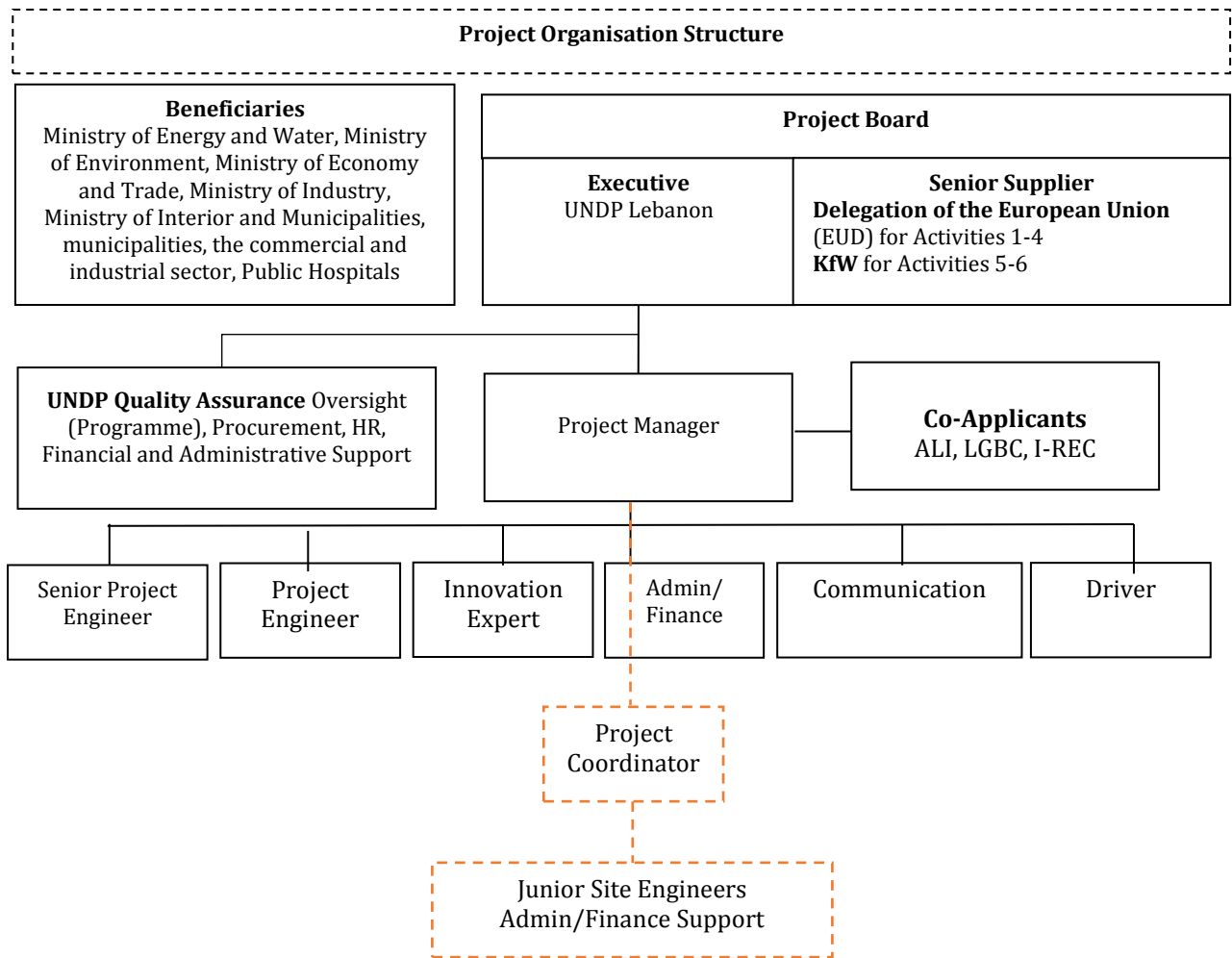
United Nations Development Programme (UNDP)	
Ms. Melanie Hauenstein Resident Representative	DocuSigned by:  3C8E388716144A0
Date: 11-Apr-2022	 

The current addendum is prepared to reflect the time extension without cost implications, in line with addendum 2 of the agreement signed with the Delegation of the European Union; the addendum also includes new activities related to energy efficiency/renewable energy, linked to additional resources mobilised by the Country Office late 2020, in response to COVID-19 crisis. Those new activities (5 and 6) are funded by KfW (agreement number BMZ-Nr. 2020 18 083).

With regards to activities 5 and 6, F&A (General management services) will be collected at the rate of 8%; as well a maximum of USD 98,204.28 will be collected as Direct Project Cost (DPC) in agreement with the Donor.

The below sections present the updated project board, and the results matrices/logical framework for each component (Activities 1-4, and 5-6).

# 1. Updated Project Board



## 2. Updated Logical Framework for activities 1-4 (EU contribution):

<b>Intended Outcome as Stated in the UNSF/Country Programme Results and Resources Framework</b>	3.1. Environmental Governance Improved.									
<b>Outcome indicators as stated in the CP Results and Resources Framework including baseline and targets</b>	CPD Outcome:4.1 Low emission climate resilient actions initiated CPD Indicator 4.1.2 Amount of energy saved from the implementation of decentralized and/or small-scale mitigation projects.									
<b>Applicable outputs form the UNDP Strategic Plan</b>	1.5.1. Solutions adopted to achieve universal access to clean, affordable and sustainable energy 2.51. Solutions developed, financed and applied at scale for energy efficiency transformation to clean energy and zero carbon development for poverty eradication and structural transformation									
<b>Expected outputs</b>	<b>Output Indicators</b>	<b>Baseline 2019</b>	<b>Targets year 1</b>	<b>Targets year 2</b>	<b>Targets year 3</b>	<b>Targets year 4</b>	<b>Targets year 5</b>	<b>Targets total</b>	<b>Data Source</b>	<b>Assumptions / comments</b>
<p><b>Outcome:</b> Improved Lebanon's energy security through the support to the country's energy efficiency (EE) and renewable energy (RE) Intended Nationally Determined Contribution (INDC) targets while creating new employment opportunities and increasing women employment in the EE&amp;RE sectors.</p> <p><b>Impact Indicators:</b> Reduction in amount of fossil fuel import (tons) - <i>Baseline: 49.749 million tons (2014)</i> - <i>Target: 559 tons of fuel imports reduced per annum (2023)</i> Reduction in CO2 emissions (tons CO2) - <i>Baseline: 23.2 million tons CO2 (2016)</i> - <i>Target: 1664 tons of CO2 reduce per year (2023)</i> Direct additional employment (person months) - <i>Baseline: 0</i></p>	<b>Activity 1. Entrepreneurship, innovation &amp; Research</b>									
	1.1 Number of successful start-ups	0	0	0	2	3	0	5	UNDP& Incubator reporting	
	1.2 Number of scale ups	0	0	0	3	2	0	5	UNDP & Incubator reporting	
	<b>Activity 2. Technology Transfer</b>									
	2.1 Number of new value chains created	0	0	0	0	1	1	2	UNDP, ALI and LGBC reporting	
	2.2 Number of value chains enhanced	0	0	0	1	1	0	2	UNDP, ALI and LGBC reporting	
	2.3 Number of certified buildings to the local rating ARZ	5	0	0	2	3	0	10	UNDP and LGBC reporting	
	<b>Activity 3. Policy initiatives &amp; enabling environment</b>									
	3.1 Number of policies supported	0	0	0	1	1	0	2	UNDP, IALI, LGBC, IREC & Incubator reporting	
	<b>Activity 4. Vocational training &amp; capacity building</b>									
4.1 Number of workshops	0	0	2	1	2	3	8	UNDP, IALI, LGBC, IREC & Incubator reporting		

<ul style="list-style-type: none"> <li>- <i>Target: 6,989 (2023)</i></li> </ul> Indirect additional employment (person months) <ul style="list-style-type: none"> <li>- <i>Baseline: 0</i></li> <li>- <i>Target: 2,200 (2023)</i></li> </ul> Share of women 'managers' in the RE/EE sector (%) <ul style="list-style-type: none"> <li>- <i>Baseline: 19.8% (2017)</i></li> <li>- <i>Target: 25% (2023)</i></li> </ul> <b>Outcome Indicators:</b> <ul style="list-style-type: none"> <li>New value chains created             <ul style="list-style-type: none"> <li>- <i>Baseline: 0</i></li> <li>- <i>Target: 2 (2023)</i></li> </ul> </li> <li>Number of SMEs involved in the Action             <ul style="list-style-type: none"> <li>- <i>Baseline: 0</i></li> <li>- <i>Target: 5 (2023)</i></li> </ul> </li> <li>Number of communities implementing SECAPs             <ul style="list-style-type: none"> <li>- <i>Baseline: 0</i></li> <li>- <i>Target: 5 (2023)</i></li> </ul> </li> <li>Number of professionals &amp; stakeholders trained             <ul style="list-style-type: none"> <li>- <i>Baseline: 0</i></li> <li>- <i>Target: 260 (2023)</i></li> </ul> </li> <li>Number of trainers trained             <ul style="list-style-type: none"> <li>- <i>Baseline: 0</i></li> <li>- <i>Target: 20 (2023)</i></li> </ul> </li> </ul>	4.2 Number of trainings	0	0	2	1	1	2	6	UNDP, IALI, LGBC, IREC & Incubator reporting		
	<b>Activity 5. Awareness raising and donor visibility</b>										
	5.1 Number of communication events	0	1	2	1	1	2	7	7	UNDP, IALI, LGBC, IREC & Incubator reporting	Public activities to be cleared by EU
	5.2 Number of leaflets and banners	0	1	2	2	1	1	7	7	UNDP, IALI, LGBC, IREC & Incubator reporting	
	5.3 Number of technical publications	0	0	1	2	2	2	7	7	UNDP, IALI, LGBC, IREC & Incubator reporting	
	5.4 Visibility plaques	0	0	0	1	4	5	10	10	UNDP, IALI, LGBC, IREC & Incubator reporting	Visuals to be cleared by EU
5.3 Number of awareness & communication videos	0	0	2	17	3	3	25	25	UNDP, IALI, LGBC, IREC & Incubator reporting	Stories to be cleared by EU	

### 3. Updated Result Matrix for activities 5-6 in yellow highlights (KfW contribution):

<b>Intended Outcome as stated in the UNDAF/UNSDCF/Country Programme Results and Resource Framework:</b> Outcome 3.1. Productive sectors strengthened to promote inclusive growth and local development especially in most disadvantaged areas., Outcome 3.2. Improved equitable access to and delivery of quality social services, social protection and direct assistance., Outcome 3.3. Lebanon has improved environmental governance.										
<b>Outcome indicators as stated in the Country Programme Results and Resources Framework, including baseline and targets:</b> Outcome 3.1. No. of men and women accessing new short- and long-term employment opportunities (Baseline: 2,260, Target: 20,000), Outcome 3.2. No. of men and women accessing Improved infrastructure and quality basic services (Baseline: 498,000, Target: 900,000).										
<b>Applicable Output(s) from the UNDP Strategic Plan:</b> 3.1.1 Core government functions and inclusive basic services <sup>4</sup> restored post- crisis for stabilisation, durable solutions to displacement and return to sustainable development pathways within the framework of national policies and priorities, 1.1.2 Marginalised groups, particularly the poor, women, people with disabilities and displaced are empowered to gain universal access to basic services <sup>4</sup> and financial and non-financial assets to build productive capacities and benefit from sustainable livelihoods and jobs										
EXPECTED OUTCOMES & OUTPUTS	OUTCOMES & OUTPUT INDICATORS <sup>1</sup>	DATA SOURCE	BASELINE		TARGETS (by frequency of data collection)				DATA COLLECTION METHODS & RISKS	
			Value	Year	Year1	Year2	-	-		-
<b>Outcome 1:</b> Communities are strengthened to respond and recover from the health and socio-economic impact of the COVID-19 pandemic.	Number of communities that are strengthened to respond and recover from the health and socio-economic impact of the COVID-19 pandemic	<i>Beneficiaries (inc. municipalities, institutions, cooperatives, etc)</i>								<b>Data Collection Methods:</b> <i>Interviews with the beneficiaries for project evaluation (evaluation report)</i>  <i>Periodic Reports from the contractors/partners (inc. IC manager, LRC, trainers) followed by data validation by the program staff</i>  <i>Statistical/demographic data/report available at national and local level</i>  <b>Risks:</b> <i>COVID19 Pandemic incl. risk of delays due to lockdowns and infection risks on site (Mitigation: Ensure the provision of personal protective equipment (PPE) for the workers and other preventive measures at the sites and abiding by national preventive guidelines. Training program will be designed and undertaken</i>
<b>Output 1.1</b> Health response to COVID-19 improved	Indicator 1.1: Number of beds/patients in the COVID-19 Isolation Centres	<i>Direct counting from the project activity</i>	0	2020	11,520 <i>(100% of the beds/patients available in the 20 centers)</i>	3,456 <i>(30% of the beds/patients available in the 20 isolation centers)</i>			11,520 <i>(24 months duration of this intervention)</i>	
	Indicator 1.2. Number of the healthcare institutions benefiting from improved medical waste management	<i>Statistical/demographic data/report available at national and local level</i>	0	2020	5	8			13	
	Indicator 1.3. Number of the healthcare institutions benefiting from improved and affordable access to electricity		0	2020	5	5			10	
	Indicator 1.4: Number of health institutions provided with in-kind and technical support.		0	2020	5	4			9	

	<p>Indicator 1.5: Number of youths enrolled in accredited educational and vocational training programs in needed paramedical domains</p>		<p>0</p>	<p>2020</p>	<p>50</p>	<p>100</p>				<p>150</p>	<p><i>remotely or with the preventive measures to be able to continue in the context of COVID19.</i></p>
--	--	--	----------	-------------	-----------	------------	--	--	--	------------	--